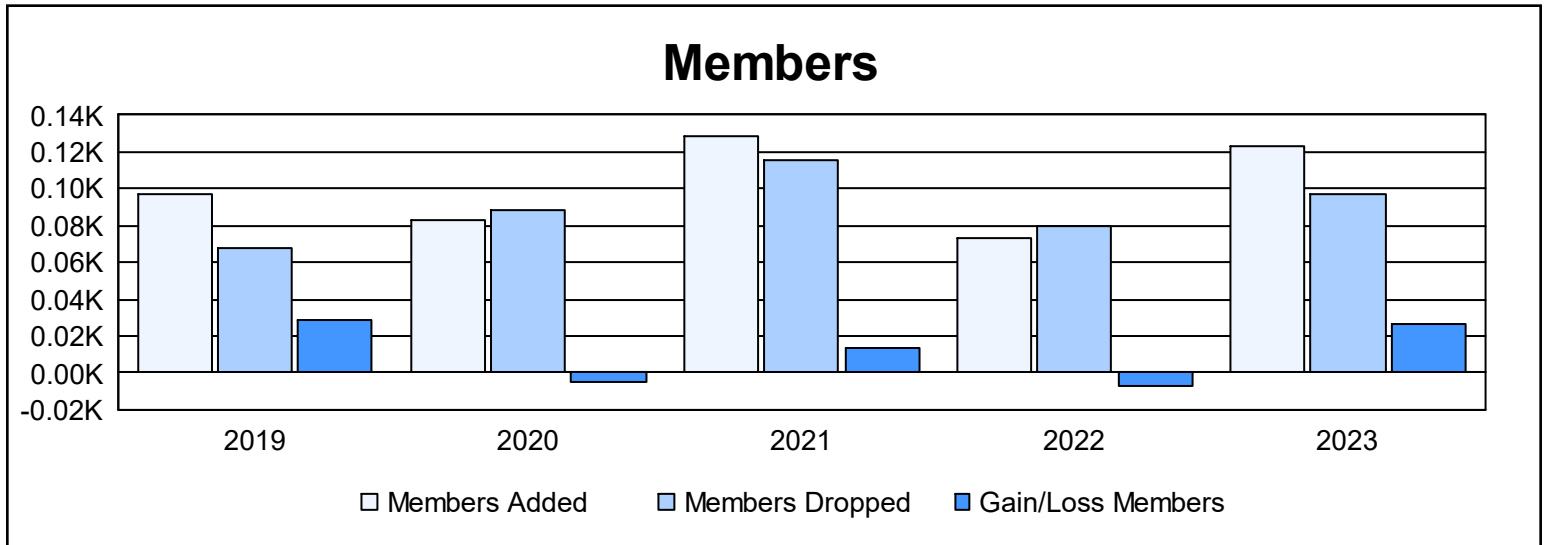
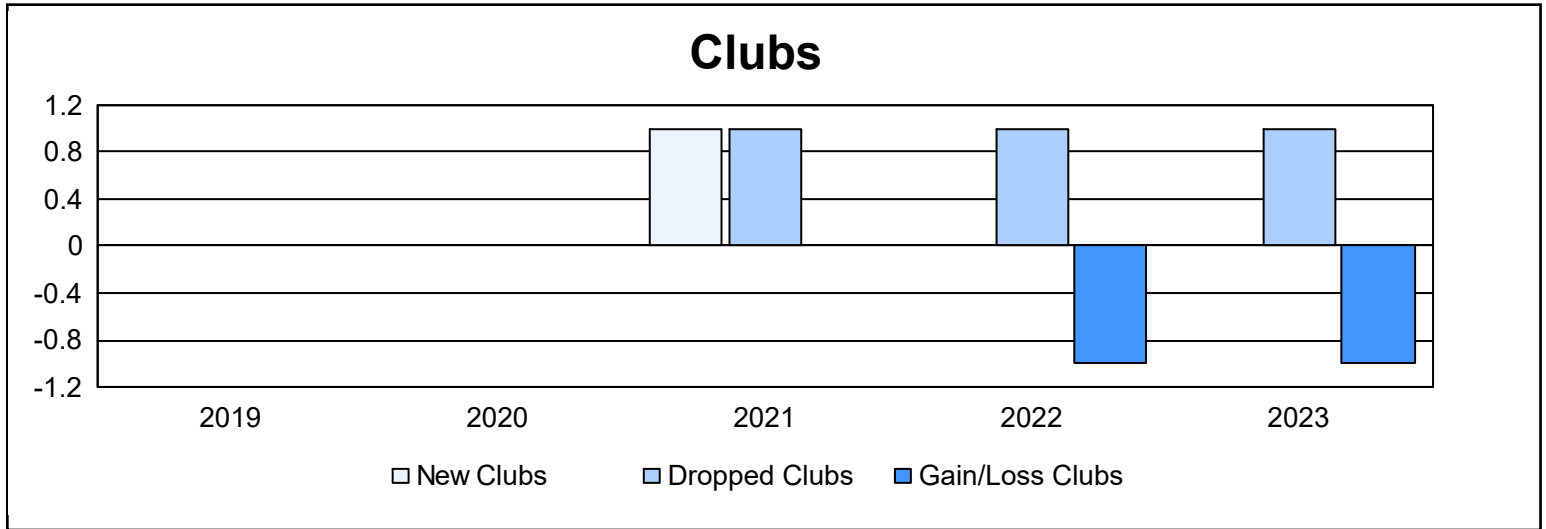
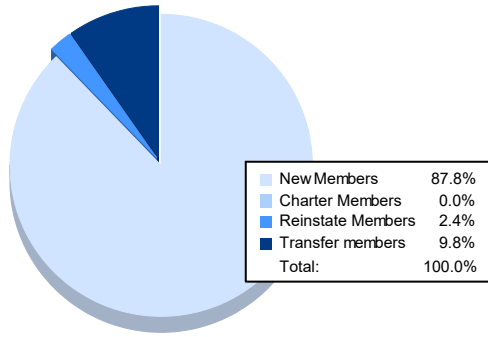


| Year | New Clubs | Dropped Clubs | Gain/ Loss Clubs | New Members | Charter Members | Reinstate Members | Transfer Members | Total Member Added | Total Members Dropped | Gain/ Loss Members |
|----------------|-----------|---------------|------------------|-------------|-----------------|-------------------|------------------|--------------------|-----------------------|--------------------|
| 2018-2019 | 0 | 0 | 0 | 96 | 0 | 1 | 0 | 97 | 68 | 29 |
| 2019-2020 | 0 | 0 | 0 | 68 | 0 | 5 | 10 | 83 | 88 | -5 |
| 2020-2021 | 1 | 1 | 0 | 94 | 30 | 5 | 0 | 129 | 115 | 14 |
| 2021-2022 | 0 | 1 | -1 | 66 | 2 | 4 | 1 | 73 | 80 | -7 |
| 2022-2023 | 0 | 1 | -1 | 108 | 0 | 3 | 12 | 123 | 97 | 26 |
| Average | 0 | 1 | 0 | 86 | 6 | 4 | 5 | 101 | 90 | 11 |



Membership Composition June 2023 Cumulative



Gender Composition June 2023 Cumulative

